The background of the entire image is a dark, brownish-grey marbled paper with intricate, vein-like patterns in lighter shades of tan and brown. The texture is organic and resembles natural stone or aged parchment.

The Presidential Suites

TOWER 4

TOWER 4

TYPICAL FLOOR PLAN



UNIT SERIES	UNIT NUMBERS	UNIT TYPE	RERA CARPET AREA + ENCLOSED BALCONY SQ. MT.	OPEN BALCONY SQ. MT.	TOTAL SQ. MT.	TOTAL SQ. FT.
01	201, 301, 401, 501, 601, 701, 801, 1001, 1101, 1201, 1301, 1501, 1601, 2001, 2101, 2201, 2301, 2501, 2601, 2701, 2801, 3001, 3101, 3201, 3301	3BHK	101.13	5.08	106.21	1143
02	202, 302, 402, 502, 602, 702, 802, 1002, 1102, 1202, 1302, 1502, 1602, 2002, 2102, 2202, 2302, 2502, 2602, 2702, 2802, 3002, 3102, 3202, 3302	4BHK	128.45	15.01	143.46	1544
03	203, 303, 403, 503, 603, 703, 803, 1003, 1103, 1203, 1303, 1503, 1603, 2003, 2103, 2203, 2303, 2503, 2603, 2703, 2803, 3003, 3103, 3203, 3303	4BHK	128.95	15.01	143.96	1550
04	204, 304, 404, 504, 604, 704, 804, 1004, 1104, 1204, 1304, 1504, 1604, 2004, 2104, 2204, 2304, 2504, 2604, 2704, 2804, 3004, 3104, 3204, 3304	3BHK	100.43	5.08	105.51	1136
05	205, 305, 405, 505, 605, 705, 805, 1005, 1105, 1205, 1305, 1505, 1605, 2005, 2105, 2205, 2305, 2505, 2605, 2705, 2805, 3005, 3105, 3205, 3305	3BHK	92.45	7.23	99.68	1073
06	206, 306, 406, 506, 606, 706, 806, 1006, 1106, 1206, 1306, 1506, 1606, 2006, 2106, 2206, 2306, 2506, 2606, 2706, 2806, 3006, 3106, 3206, 3306	3BHK	92.25	7.23	99.48	1071

- Limited Residences Per Floor:**
 6 Presidential Suites with 3 passenger + 1 fire elevator.
What it means for you: Greater privacy, quieter floors, faster access.
- Segregated Service Spine:**
 Dedicated service passage with janitor room.
What it means for you: Discreet operations, uninterrupted living.
- Concealed Service Core:**
 All utilities hidden within the central core.
What it means for you: Clean, refined, clutter-free spaces.
- Dual Passage Planning:**
 A circulation design that ensures smooth, uninterrupted movement for residents.
What it means for you: Unobstructed views, smartly planned & more breathable spaces.
- Centralised Vertical Core:**
 Elevators, stairs, and services centrally placed.
What it means for you: Balanced access and efficient planning.
- Guided Floor Navigation:**
 Clear, signage throughout.
What it means for you: Effortless way finding for you and guests.
- Privacy Transition Fins:**
 Architectural fins along passages.
What it means for you: A more private, composed entry to your home.



Disclaimer: All dimensions are provided in feet and inches, measured from unfinished surfaces, for ease of understanding. 9", 14", 19", 24" & 29" floors have refuge area. The dimensions of the toilet include the clear unfinished space. The above plan is for explanatory purposes only and is subject to approval by the relevant authorities. Please refer to the sanctioned plans for the final, approved details. These plans may be subject to changes in structural and plumbing designs. The dimensions mentioned represent the maximum internal room measurements and a tolerance of ±3% might be applicable in the areas to all unit layouts on account for construction variations and technical adjustments.



06 | 3 BHK • 1071 SQ. FT.

01 | 3 BHK • 1143 SQ. FT.

05 | 3 BHK • 1073 SQ. FT.

04 | 3 BHK • 1136 SQ. FT.

03 | 3 BHK • 1285 SQ. FT.

02 | 3 BHK • 1274 SQ. FT.

TOWER 4

REFUGE FLOOR PLAN

UNIT SERIES	UNIT NUMBERS	UNIT TYPE	RERA CARPET AREA + ENCLOSED BALCONY SQ. MT.	OPEN BALCONY SQ. MT.	TOTAL SQ. MT.	TOTAL SQ. FT.
01	901, 1401, 1901, 2401, 2901	3BHK	101.13	5.08	106.21	1,143
02	902, 1402, 1902, 2402, 2902	3BHK	109.55	8.84	118.39	1,274
03	903, 1403, 1903, 2403, 2903	3BHK	110.51	8.84	119.35	1,285
04	904, 1404, 1904, 2404, 2904	3BHK	100.43	5.08	105.51	1,136
05	905, 1405, 1905, 2405, 2905	3BHK	92.45	7.23	99.68	1,073
06	906, 1406, 1906, 2406, 2906	3BHK	92.25	7.23	99.48	1,071

- 
Limited Residences Per Floor:
 6 Presidential Suites with 3 passenger + 1 fire elevator.
What it means for you: Greater privacy, quieter floors, faster access.
- 
Segregated Service Spine:
 Dedicated service passage with janitor room.
What it means for you: Discreet operations, uninterrupted living.
- 
Concealed Service Core:
 All utilities hidden within the central core.
What it means for you: Clean, refined, clutter-free spaces.
- 
Dual Passage Planning:
 A circulation design that ensures smooth, uninterrupted movement for residents.
What it means for you: Unobstructed views, smartly planned & more breathable spaces.
- 
Centralised Vertical Core:
 Elevators, stairs, and services centrally placed.
What it means for you: Balanced access and efficient planning.
- 
Guided Floor Navigation:
 Clear, signage throughout.
What it means for you: Effortless way finding for you and guests.
- 
Privacy Transition Fins:
 Architectural fins along passages.
What it means for you: A more private, composed entry to your home.



Disclaimer: All dimensions are provided in feet and inches, measured from unfinished surfaces, for ease of understanding. 9th, 14th, 19th, 24th & 29th floors have refuge area. The dimensions of the toilet include the clear unfinished space. The above plan is for explanatory purposes only and is subject to approval by the relevant authorities. Please refer to the sanctioned plans for the final, approved details. These plans may be subject to changes in structural and plumbing designs. The dimensions mentioned represent the maximum internal room measurements and a tolerance of ±3% might be applicable in the areas to all unit layouts on account for construction variations and technical adjustments.










TOWER 4

17TH FLOOR PLAN



UNIT SERIES	UNIT NUMBERS	UNIT TYPE	RERA CARPET AREA + ENCLOSED BALCONY SQ. MT.	OPEN BALCONY SQ. MT.	TOTAL SQ. MT.	TOTAL SQ. FT.
01	1701	3BHK	101.13	5.08	106.21	1,143
02	1702	3BHK	109.55	10.37	119.92	1,291
03	1703	3BHK	110.51	10.37	120.88	1,301
04	1704	3BHK	100.43	5.08	105.51	1,136
05	1705	3BHK	92.45	7.23	99.68	1,073
06	1706	3BHK	92.25	7.23	99.48	1,071

Note: Pump room space in the service area.

- 
Limited Residences Per Floor:
 6 Presidential Suites with 3 passenger + 1 fire elevator.
What it means for you: Greater privacy, quieter floors, faster access.
- 
Segregated Service Spine:
 Dedicated service passage with janitor room.
What it means for you: Discreet operations, uninterrupted living.
- 
Concealed Service Core:
 All utilities hidden within the central core.
What it means for you: Clean, refined, clutter-free spaces.
- 
Dual Passage Planning:
 A circulation design that ensures smooth, uninterrupted movement for residents.
What it means for you: Unobstructed views, smartly planned & more breathable spaces.
- 
Centralised Vertical Core:
 Elevators, stairs, and services centrally placed.
What it means for you: Balanced access and efficient planning.
- 
Guided Floor Navigation:
 Clear, signage throughout.
What it means for you: Effortless way finding for you and guests.
- 
Privacy Transition Fins:
 Architectural fins along passages.
What it means for you: A more private, composed entry to your home.



Disclaimer: All dimensions are provided in feet and inches, measured from unfinished surfaces, for ease of understanding. 9th, 14th, 19th, 24th & 29th floors have refuge area. The dimensions of the toilet include the clear unfinished space. The above plan is for explanatory purposes only and is subject to approval by the relevant authorities. Please refer to the sanctioned plans for the final, approved details. These plans may be subject to changes in structural and plumbing designs. The dimensions mentioned represent the maximum internal room measurements and a tolerance of ±3% might be applicable in the areas to all unit layouts on account for construction variations and technical adjustments.



TOWER 4

18TH FLOOR PLAN



UNIT SERIES	UNIT NUMBERS	UNIT TYPE	RERA CARPET AREA + ENCLOSED BALCONY SQ. MT.	OPEN BALCONY SQ. MT.	TOTAL SQ. MT.	TOTAL SQ. FT.
01	1801	3BHK	101.13	5.08	106.21	1,143
02	1802	3BHK	110.07	10.37	120.44	1,296
03	1803	3BHK	110.51	10.37	120.88	1,301
04	1804	3BHK	100.43	5.08	105.51	1,136
05	1805	3BHK	92.45	7.23	99.68	1,073
06	1806	3BHK	92.25	7.23	99.48	1,071

Note: Fire water tank space in the service area.

- 
Limited Residences Per Floor:
 6 Presidential Suites with 3 passenger + 1 fire elevator.
What it means for you: Greater privacy, quieter floors, faster access.
- 
Segregated Service Spine:
 Dedicated service passage with janitor room.
What it means for you: Discreet operations, uninterrupted living.
- 
Concealed Service Core:
 All utilities hidden within the central core.
What it means for you: Clean, refined, clutter-free spaces.
- 
Dual Passage Planning:
 A circulation design that ensures smooth, uninterrupted movement for residents.
What it means for you: Unobstructed views, smartly planned & more breathable spaces.
- 
Centralised Vertical Core:
 Elevators, stairs, and services centrally placed.
What it means for you: Balanced access and efficient planning.
- 
Guided Floor Navigation:
 Clear, signage throughout.
What it means for you: Effortless way finding for you and guests.
- 
Privacy Transition Fins:
 Architectural fins along passages.
What it means for you: A more private, composed entry to your home.



Disclaimer: All dimensions are provided in feet and inches, measured from unfinished surfaces, for ease of understanding. 9th, 14th, 19th, 24th & 29th floors have refuge area. The dimensions of the toilet include the clear unfinished space. The above plan is for explanatory purposes only and is subject to approval by the relevant authorities. Please refer to the sanctioned plans for the final, approved details. These plans may be subject to changes in structural and plumbing designs. The dimensions mentioned represent the maximum internal room measurements and a tolerance of ±3% might be applicable in the areas to all unit layouts on account for construction variations and technical adjustments.

The background of the entire page is a rich, dark brown marbled paper. The marbling pattern consists of intricate, swirling veins of lighter brown and tan colors, creating a complex, organic texture. The overall appearance is that of a classic, high-quality book cover or endpaper.

The Presidential Suites

TOWER 5

TOWER 5

TYPICAL FLOOR PLAN

UNIT SERIES	UNIT NUMBERS	UNIT TYPE	RERA CARPET AREA + ENCLOSED BALCONY SQ. MT.	OPEN BALCONY SQ. MT.	TOTAL SQ. MT.	TOTAL SQ. FT.
01	201, 301, 401, 501, 601, 701, 801, 1001, 1101, 1201, 1301, 1501, 1601, 2001, 2101, 2201, 2301, 2501, 2601, 2701, 2801, 3001, 3101, 3201, 3301	4BHK	132.70	15.01	147.71	1590
02	202, 302, 402, 502, 602, 702, 802, 1002, 1102, 1202, 1302, 1502, 1602, 2002, 2102, 2202, 2302, 2502, 2602, 2702, 2802, 3002, 3102, 3202, 3302	3BHK	101.13	5.08	106.21	1143
03	203, 303, 403, 503, 603, 703, 803, 1003, 1103, 1203, 1303, 1503, 1603, 2003, 2103, 2203, 2303, 2503, 2603, 2703, 2803, 3003, 3103, 3203, 3303	3BHK	93.45	7.23	100.68	1084
04	204, 304, 404, 504, 604, 704, 804, 1004, 1104, 1204, 1304, 1504, 1604, 2004, 2104, 2204, 2304, 2504, 2604, 2704, 2804, 3004, 3104, 3204, 3304	3BHK	92.46	7.23	99.69	1073
05	205, 305, 405, 505, 605, 705, 805, 1005, 1105, 1205, 1305, 1505, 1605, 2005, 2105, 2205, 2305, 2505, 2605, 2705, 2805, 3005, 3105, 3205, 3305	3BHK	100.44	5.08	105.52	1136
06	206, 306, 406, 506, 606, 706, 806, 1006, 1106, 1206, 1306, 1506, 1606, 2006, 2106, 2206, 2306, 2506, 2606, 2706, 2806, 3006, 3106, 3206, 3306	4BHK	129.18	15.01	144.19	1552

- Limited Residences Per Floor:**
 6 Presidential Suites with 3 passenger + 1 fire elevator.
What it means for you: Greater privacy, quieter floors, faster access.
- Segregated Service Spine:**
 Dedicated service passage with janitor room.
What it means for you: Discreet operations, uninterrupted living.
- Concealed Service Core:**
 All utilities hidden within the central core.
What it means for you: Clean, refined, clutter-free spaces.
- Dual Passage Planning:**
 A circulation design that ensures smooth, uninterrupted movement for residents.
What it means for you: Unobstructed views, smartly planned & more breathable spaces.
- Centralised Vertical Core:**
 Elevators, stairs, and services centrally placed.
What it means for you: Balanced access and efficient planning.
- Guided Floor Navigation:**
 Clear, signage throughout.
What it means for you: Effortless way finding for you and guests.
- Privacy Transition Fins:**
 Architectural fins along passages.
What it means for you: A more private, composed entry to your home.



Disclaimer: All dimensions are provided in feet and inches, measured from unfinished surfaces, for ease of understanding. 9th, 14th, 19th, 24th & 29th floors have refuge area. The dimensions of the toilet include the clear unfinished space. The above plan is for explanatory purposes only and is subject to approval by the relevant authorities. Please refer to the sanctioned plans for the final, approved details. These plans may be subject to changes in structural and plumbing designs. The dimensions mentioned represent the maximum internal room measurements and a tolerance of ±3% might be applicable in the areas to all unit layouts on account for construction variations and technical adjustments.



TOWER 5

REFUGE FLOOR PLAN

UNIT SERIES	UNIT NUMBERS	UNIT TYPE	RERA CARPET AREA + ENCLOSED BALCONY SQ. MT.	OPEN BALCONY SQ. MT.	TOTAL SQ. MT.	TOTAL SQ. FT.
01	901, 1401, 1901, 2401, 2901	3BHK	110.50	8.84	119.34	1285
02	902, 1402, 1902, 2402, 2902	3BHK	101.13	5.08	106.21	1143
03	903, 1403, 1903, 2403, 2903	3BHK	93.45	7.23	100.68	1084
04	904, 1404, 1904, 2404, 2904	3BHK	92.46	7.23	99.69	1073
05	905, 1405, 1905, 2405, 2905	3BHK	100.44	5.08	105.52	1136
06	906, 1406, 1906, 2406, 2906	3BHK	109.56	8.84	118.40	1274

- 
Limited Residences Per Floor:
 6 Presidential Suites with 3 passenger + 1 fire elevator.
What it means for you: Greater privacy, quieter floors, faster access.
- 
Segregated Service Spine:
 Dedicated service passage with janitor room.
What it means for you: Discreet operations, uninterrupted living.
- 
Concealed Service Core:
 All utilities hidden within the central core.
What it means for you: Clean, refined, clutter-free spaces.
- 
Dual Passage Planning:
 A circulation design that ensures smooth, uninterrupted movement for residents.
What it means for you: Unobstructed views, smartly planned & more breathable spaces.
- 
Centralised Vertical Core:
 Elevators, stairs, and services centrally placed.
What it means for you: Balanced access and efficient planning.
- 
Guided Floor Navigation:
 Clear, signage throughout.
What it means for you: Effortless way finding for you and guests.
- 
Privacy Transition Fins:
 Architectural fins along passages.
What it means for you: A more private, composed entry to your home.



Disclaimer: All dimensions are provided in feet and inches, measured from unfinished surfaces, for ease of understanding. 9th, 14th, 19th, 24th & 29th floors have refuge area. The dimensions of the toilet include the clear unfinished space. The above plan is for explanatory purposes only and is subject to approval by the relevant authorities. Please refer to the sanctioned plans for the final, approved details. These plans may be subject to changes in structural and plumbing designs. The dimensions mentioned represent the maximum internal room measurements and a tolerance of ±3% might be applicable in the areas to all unit layouts on account for construction variations and technical adjustments.



TOWER 5

17TH FLOOR PLAN

UNIT SERIES	UNIT NUMBERS	UNIT TYPE	RERA CARPET AREA + ENCLOSED BALCONY SQ. MT.	OPEN BALCONY SQ. MT.	TOTAL SQ. MT.	TOTAL SQ. FT.
01	1701	3BHK	110.50	10.36	120.86	1,301
02	1702	3BHK	101.13	5.08	106.21	1,143
03	1703	3BHK	93.45	7.23	100.68	1,084
04	1704	3BHK	92.46	7.23	99.69	1,073
05	1705	3BHK	100.44	5.08	105.52	1,136
06	1706	3BHK	109.56	10.36	119.92	1,291

Note: Pump room space in the service area.

- 
Limited Residences Per Floor:
 6 Presidential Suites with 3 passenger + 1 fire elevator.
What it means for you: Greater privacy, quieter floors, faster access.
- 
Segregated Service Spine:
 Dedicated service passage with janitor room.
What it means for you: Discreet operations, uninterrupted living.
- 
Concealed Service Core:
 All utilities hidden within the central core.
What it means for you: Clean, refined, clutter-free spaces.
- 
Dual Passage Planning:
 A circulation design that ensures smooth, uninterrupted movement for residents.
What it means for you: Unobstructed views, smartly planned & more breathable spaces.
- 
Centralised Vertical Core:
 Elevators, stairs, and services centrally placed.
What it means for you: Balanced access and efficient planning.
- 
Guided Floor Navigation:
 Clear, signage throughout.
What it means for you: Effortless way finding for you and guests.
- 
Privacy Transition Fins:
 Architectural fins along passages.
What it means for you: A more private, composed entry to your home.



Disclaimer: All dimensions are provided in feet and inches, measured from unfinished surfaces, for ease of understanding. 9th, 14th, 19th, 24th & 29th floors have refuge area. The dimensions of the toilet include the clear unfinished space. The above plan is for explanatory purposes only and is subject to approval by the relevant authorities. Please refer to the sanctioned plans for the final, approved details. These plans may be subject to changes in structural and plumbing designs. The dimensions mentioned represent the maximum internal room measurements and a tolerance of ±3% might be applicable in the areas to all unit layouts on account for construction variations and technical adjustments.



VJ

VILAS
JAVDEKAR
DEVELOPERS



PR1260002502961
maharerait.maharashtra.gov.in



Project is financed by and mortgaged with Aditya Birla Housing Finance Limited. NOC from Aditya Birla Housing Finance Limited will be required before entering into any arrangement/agreement for sale of any unit / flat in the project.